Hector Kobbekaduwa Agrarian Research and Training Institute
Data Management Division
(Wholesale Prices of Rice & Subsidiary Food Crops)

2026.08.11

Item	Pettah				Marandagahamula			
	Range	Average		Change *	Range	Average		Change *
	2026.08.11	2026.08.11	2026.08.10		2026.08.11	2026.08.11	2026.08.10	
Rice (Rs/kg)								
Samba 1	225.00 - 230.00	228.00	228.00		282.00 - 285.00	283.33	282.67	0.66
Samba 2	220.00 - 222.00	221.33	221.33		220.00 - 240.00	229.60	229.60	
Keeri Samba	250.00 - 320.00	280.00	292.00	-12.00	266.00 - 330.00	299.20	299.20	
Nadu 1	195.00 - 200.00	198.00	198.00		227.00 - 228.00	227.33	227.33	
Nadu 2	190.00 - 192.00	191.00	191.00		180.00 - 200.00	190.00	187.60	2.40
Raw red	160.00 - 170.00	166.00	166.00		170.00 - 180.00	176.40	175.80	0.60
Raw White	180.00 - 190.00	184.00	183.00	1.00	170.00 - 192.00	185.20	180.00	5.20
Imported Rice								
Ponne Samba	220.00 - 225.00	222.50	222.50		-			
Nadu	-				-			
Raw White	-				-			
Raw red								
Subsidiary Food Crops								
Dried Chillies (Rs/Kg)								
Imported	1050.00 - 1200.00	1100.00	1100.00					
Local								
Onion (Rs/Kg)								
Sinnan	-							
Vedalan	250.00 - 280.00	262.50	290.00	-27.50				
Imported	200.00 - 220.00	208.00	238.00	-30.00				
Big Onion								
Imported	190.00 - 210.00	200.00	208.00	-8.00				
Local	-							
Potatoes (Rs/Kg)								
Welimada	-							
Nuwaraeliya	330.00 - 350.00	336.00	346.00	-10.00				
Imported	140.00 - 170.00	154.00	153.00	1.00				
Pulses (Rs/Kg)								
Green Gram	650.00 - 750.00	696.00	719.00	-23.00				
Cowpea	650.00 - 700.00	675.00	660.00	15.00				
Red Dhal	225.00 - 235.00	229.00	224.00	5.00				
Consumption Item(Rs/Kg)								
Sugar(White)	208.00 - 210.00	209.00	209.00					
Wheat Flour	150.00 - 175.00	162.50	162.50					
Eggs (Rs/Egg)								
Brown	42.00 - 44.00	43.00	43.50	-0.50				
White	40.00 - 42.00	41.00	41.50	-0.50				

Data Management Division
Hector Kobbekaduwa Agrarian
Research and Training Institute
P.O. Box 1522
Colombo.

Hector Kobbekaduwa Agrarian Research and Training Institute
Data Management Division

Variety	2026.08.11 Peliyagoda Market	2026.08.11 Kandy Market	2026.08.11 Dambulla Market	2026.08.10 Meegoda Market	2026.08.11 Norochchole Market	2026.08.11 Thambuththegama Market	2026.08.11 Keppetipola Market	2026.08.11 Nuwaraeliya Market	2026.08.11 Bandarawela Market	2026.08.10 Veyangoda Market
Up Country Vegetable										
Beans	500 - 550	500 - 550	480 - 550	590 - 630	-	580 - 650	550 - 600	580 - 600	480 - 530	580 - 620
Carrot	230 - 260	250 - 280	200 - 280	270 - 300	-	280 - 330	150 - 200	260 - 280	250 - 270	270 - 310
Leeks	180 - 200	180 - 200	160 - 200	170 - 210	-	180 - 220	150 - 180	180 - 200	170 - 180	200 - 230
Beet root	160 - 200	150 - 170	120 - 180	170 - 200	100 - 130	160 - 220	-	-	-	180 - 200
Beet root (N Eliya)	-	220 - 240	180 - 220	-	-	-	180 - 200	160 - 180	180 - 220	-
Knolkhol	100 - 120	120 - 130	80 - 120	130 150	-	-	120 - 150	120 - 140	110 - 120	120 - 140
Raddish	70 - 100	70 - 80	60 - 70	120 140	40 - 60	100 - 150	50 - 80	60 - 80	70 - 80	90 - 110
Cabbage (N'Eliya)	-	140 - 150	-	120 - 150	-	-	80 - 100	110 - 130	100 - 110	140 - 160
Cabbage (Kandy)	90 - 120	100 - 120	100 - 140	-	-	120 - 160	-	-	-	-
Tomato	350 - 400	300 - 330	300 - 350	300 - 370	-	260 - 320	280 - 320	300 - 320	300 - 330	330 - 350
Low country Vegetable										
Ladies Fingers	120 - 150	100 - 110	60 - 70	100 - 130	60 - 80	50 - 70	-	-	100 - 110	100 - 130
Brinjals	300 - 400	300 - 330	250 - 300	300 - 360	120 - 170	250 - 300	250 - 300	-	250 - 300	330 - 350
Capsicum	450 - 600	520 - 550	480 - 550	550 - 600	400 - 460	400 - 480	600 - 650	650 - 680	600 - 650	550 - 580
Pumpkin	150 - 160	150 - 170	140 - 150	150 - 160	-	120 - 140	160 - 170	-	160 - 170	140 - 160
Cucumber	80 - 100	80 - 90	50 - 80	80 - 110	40 - 60	40 - 50	80 - 90	-	80 - 90	70 - 90
Bitter Gourd	280 - 350	280 - 300	230 - 300	270 - 320	200 - 300	200 - 240	-	-	320 - 340	320 - 350
Snake Gourd	250 - 300	150 - 170	110 - 160	250 - 280	80 - 110	100 - 140	-	-	200 - 210	240 - 260
Drumstick	120 - 180	170 - 200	130 - 170	170 - 200	-	180 - 240	180 - 200	-	200 - 230	180 - 220
Luffa	120 - 150	180 200	150 - 200	190 - 220	100 - 150	120 - 150	-	-	160 - 180	200 - 230
Long Beans	250 - 300	250 - 300	130 - 200	270 - 320	250 - 280	150 - 200	-	-	240 - 250	250 - 300
Ash Plantains	130 - 150	120 - 140	100 - 130	130 - 150	-	80 - 100	-	-	110 - 120	130 - 150
Green Chillies	750 - 850	800 - 850	700 - 850	850 - 900	800 - 850	700 - 750	900 - 1000	-	500 - 550	800 - 950
Lime	250 - 300	250 - 280	230 - 260	280 - 320	-	200 - 250	-	-	300 - 350	300 - 330
Sweet Potatoe	130 - 160	130 - 150	100 - 120	110 - 130	-	130 - 150	160 - 180	-	140 - 150	130 - 150
Manioc	100 - 130	100 - 120	120 - 130	110 - 120	-	100 - 120	130 - 150	-	-	120 - 140
Eggplant	250 - 280	240 - 260	220 - 240	250 - 300	150 - 200	150 - 200			250 - 260	250 - 270
Potato(Imported)	140 - 170	140 - 160	130 - 190	145 - 195	-	135 - 200	-	-	160 - 200	140 - 195
Potato (Welimada)	-		-	-	-	-	270 - 280	-	280 - 300	-
Potato (Nuwaraeliya)	330 - 350	320 - 330	290 - 300	330 - 340	-	-	-	290 - 300	-	320 - 340
B'Onion Imported	190 - 210	170 - 215	140 - 210	200 - 210	-	145 - 210	210 - 220	-	200 - 210	205 - 210
Big-onion Local	-	-	-	-	-	-	-	-	-	-
Banana										
Ambul(Rs/Kg)	170 - 200	130 - 150								-
Kolikuttu	370 - 400	-								-
Seeni	130 - 180	110 140								-
Anamalu (Rs/Fruits)	29 - 36	-								-
Papaya (Rs/Kg)	180 - 230	150 - 160								-
Passion Fruits(Rs/Fruit	40 - 50									-
Other Fruits (Rs/Fruit)										
Pineapple - Large	350 - 400									
- Medium	270 - 300									-
- Small	220 - 250									-
Mango - Betti	-									
- Karathakol	435 - 500									-
Woodapple	60 - 90									-
Avocado	135 - 170									-
Orange	60 - 80									-

Data Management Division
Hector Kobbekaduwa Agrarian
Research and Training Institute
P.O. Box 1522

හෙක්ටර් කොබ්බෑකඩුව ගොවිකටයුතු පර්යේෂණ හා පුහුණු කිරීමේ ආයතනය

Hector Kobbekaduwa Agrarian Research and Training Institute

දත්ත කළමනාකරණ අංශය

තොග මිල ගණන් (කිලෝවකට රුපියල්)

Wholesale Prices (Rs/Kg)

වර්ගය	2026.08.11 පැලියගොඩ වෙළඳපොළ	2026.08.11 මහනුවර වෙළඳපොළ	2026.08.11 දඹුල්ල වෙළඳපොළ	2026.08.10 මීගොඩ වෙළඳපොළ	2026.08.11 නොරොච්චෝලේ වෙළඳපොළ	2026.08.11 තඹුත්තේගම වෙළඳපොළ	2026.08.11 කැප්පෙට්පොළ වෙළඳපොළ	2026.08.11 නුවරඑළිය වෙළඳපොළ	2026.08.11 බණ්ඩාරවෙල වෙළඳපොළ	2026.08.10 වේයන්ගොඩ වෙළඳපොළ
උඩරට එළවළු										
බෝංචි	500 - 550	500 - 550	480 - 550	590 - 630	-	580 - 650	550 - 600	580 - 600	480 - 530	580 - 620
කැරට්	230 - 260	250 - 280	200 - 280	270 - 300	-	280 - 330	150 - 200	260 - 280	250 - 270	270 - 310
ලීක්ස්	180 - 200	180 - 200	160 - 200	170 - 210	-	180 - 220	150 - 180	180 - 200	170 - 180	200 - 230
බීට්රූට්	160 - 200	150 - 170	120 - 180	170 - 200	100 - 130	160 - 220	-	-	-	180 - 200
බීට්රූට් (නුවරඑළිය)	-	220 - 240	180 - 220	-	-	-	180 - 200	160 - 180	180 - 220	-
නෝකෝල්	100 - 120	120 - 130	80 - 120	130 150	-	-	120 - 150	120 - 140	110 - 120	120 - 140
රාබු	70 - 100	70 - 80	60 - 70	120 140	40 - 60	100 - 150	50 - 80	60 - 80	70 - 80	90 - 110
ගෝවා (නුවරඑළිය)	-	140 - 150	-	120 - 150	-	-	80 - 100	110 - 130	100 - 110	140 - 160
ගෝවා (නුවර)	90 - 120	100 - 120	100 - 140	-	-	120 - 160	-	-	-	-
තක්කාලි	350 - 400	300 - 330	300 - 350	300 - 370	-	260 - 320	280 - 320	300 - 320	300 - 330	330 - 350
පහතරට එළවළු										
බණ්ඩක්කා	120 - 150	100 - 110	60 - 70	100 - 130	60 - 80	50 - 70	-	-	100 - 110	100 - 130
වම්බටු	300 - 400	300 - 330	250 - 300	300 - 360	120 - 170	250 - 300	250 - 300	-	250 - 300	330 - 350
මාළු මිරිස්	450 - 600	520 - 550	480 - 550	550 - 600	400 - 460	400 - 480	600 - 650	650 - 680	600 - 650	550 - 580
වට්ටක්කා	150 - 160	150 - 170	140 - 150	150 - 160	-	120 - 140	160 - 170	-	160 - 170	140 - 160
පිපිඤ්ඤා	80 - 100	80 - 90	50 - 80	80 - 110	40 - 60	40 - 50	80 - 90	-	80 - 90	70 - 90
කරවිල	280 - 350	280 - 300	230 - 300	270 - 320	200 - 300	200 - 240	-	-	320 - 340	320 - 350
පතෝල	250 - 300	150 - 170	110 - 160	250 - 280	80 - 110	100 - 140	-	-	200 - 210	240 - 260
මුරුංගා	120 - 180	170 - 200	130 - 170	170 - 200	-	180 - 240	180 - 200	-	200 - 230	180 - 220
වැටකොළු	120 - 150	180 200	150 - 200	190 - 220	100 - 150	120 - 150	-	-	160 - 180	200 - 230
මෑකරල්	250 - 300	250 - 300	130 - 200	270 - 320	250 - 280	150 - 200	-	-	240 - 250	250 - 300
අළු කෙසෙල්	130 - 150	120 - 140	100 - 130	130 - 150	-	80 - 100	-	-	110 - 120	130 - 150
අමු මිරිස්	750 - 850	800 - 850	700 - 850	850 - 900	800 - 850	700 - 750	900 - 1000	-	500 - 550	800 - 950
දෙහි	250 - 300	250 - 280	230 - 260	280 - 320	-	200 - 250	-	-	300 - 350	300 - 330
බතල	130 - 160	130 - 150	100 - 120	110 - 130	-	130 - 150	160 - 180	-	140 - 150	130 - 150
මඤ්ඤොක්කා	100 - 130	100 - 120	120 - 130	110 - 120	-	100 - 120	130 - 150	-	-	120 - 140
එළබටු	250 - 280	240 - 260	220 - 240	250 - 300	150 - 200	150 - 200			250 - 260	250 - 270
අර්තාපල් (ආනයනික)	140 - 170	140 - 160	130 - 190	145 - 195	-	135 - 200	-	-	160 - 200	140 - 195
අර්තාපල් (වැලිමඩ)	-		-	-	-	-	270 - 280	-	280 - 300	-
අර්තාපල් (නුවරඑළිය)	330 - 350	320 - 330	290 - 300	330 - 340	-	-	-	290 - 300	-	320 - 340
ලොකුඵැණු (ආනයනික)	190 - 210	170 - 215	140 - 210	200 - 210	-	145 - 210	210 - 220	-	200 - 210	205 - 210
ලොකුඵැණු දේශීය	-	-	-	-	-	-	-	-	-	-
කෙසෙල්										
ඇඹුල් (කිලෝවකට)	170 - 200	130 - 150								-
කෝලිකුට්ටු (කිලෝවකට)	370 - 400	-								-
සීනි (කිලෝවකට)	130 - 180	110 140								-
ආනමාළු (එකකට රු.)	29 - 36	-								-
ගස්ලබු (කිලෝවකට))	180 - 230	150 - 160								-
වැල්දොඩම් (එකකට රු.)	40 - 50									-
පළතුරු (එකකට රු.)										
අන්නාස -ලොකු ප්‍රමාණය	350 - 400									
- මධ්‍යම ප්‍රමාණය	270 - 300									-
- කුඩා ප්‍රමාණය	220 - 250									-
අඹ - බෙට්ටි	-									
-කර්තකොලොම්බන්	435 - 500									-
දිවුල්	60 - 90									-
අලිපේර	135 - 170									-
දොඩම්	60 - 80									-

Note:
Usually, the price collection for Veyangoda and Meegoda wholesale markets is done the previous day between 6.00 pm and 8.30 pm, and for all other wholesale markets, the price collection is done between 7.00 am and 2.00 pm.

Data Management Division
Hector Kobbekaduwa Agrarian Research and Training Institute
P.O. Box 1522
Colombo.

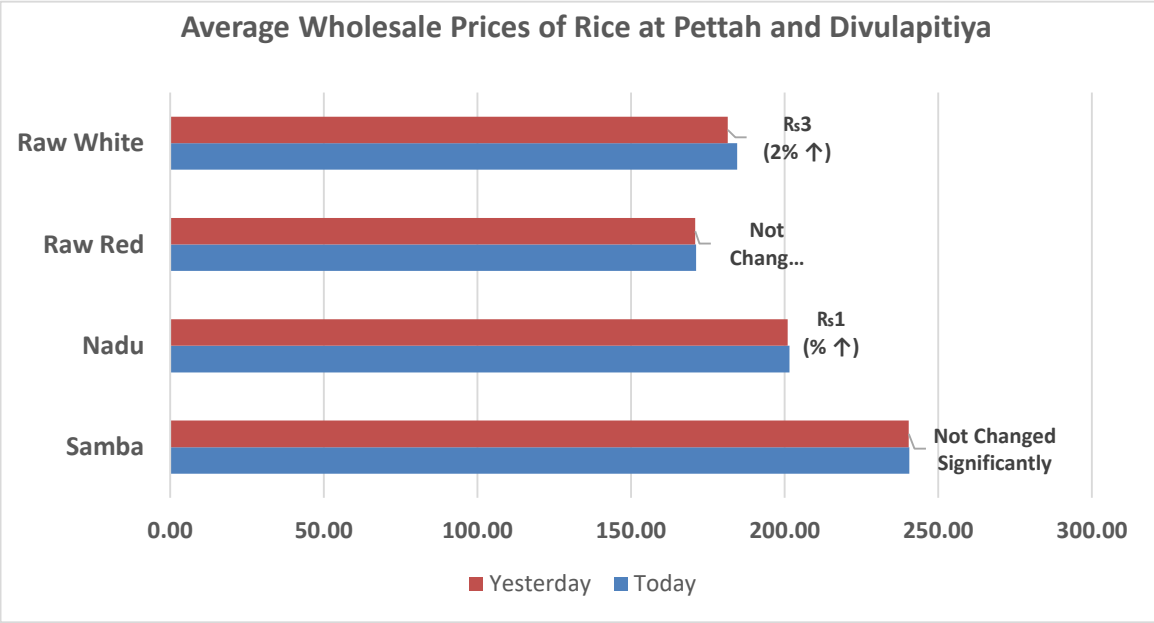
Average Wholesale Prices of Rice at Pettah and Divulapitiya
Raw White
Raw Red
Nadu
Samba
Rs3
(2% ↑)
Not
Chang...
Rs1
(% ↑)
Not Changed
Significantly
0.00
50.00
100.00
150.00
200.00
250.00
300.00
Yesterday
Today

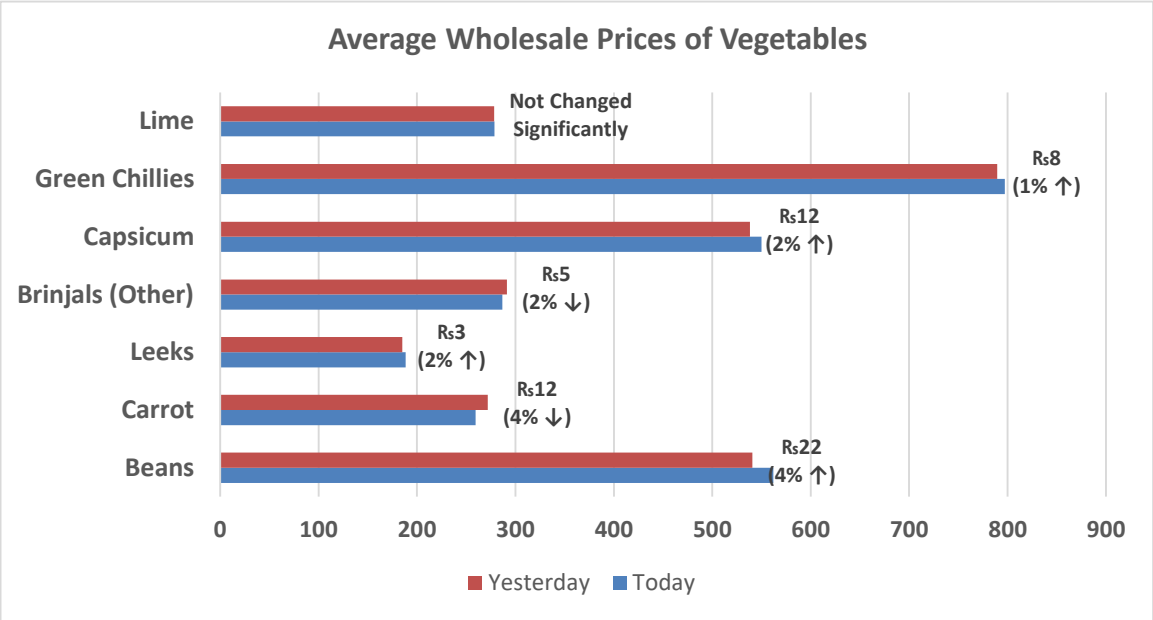
Average Wholesale Prices of Vegetables
Lime
Green Chillies
Capsicum
Brinjals (Other)
Leeks
Carrot
Beans
Not Changed
Significantly
Rs8
(1% ↑)
Rs12
(2% ↑)
Rs5
(2% ↓)
Rs3
(2% ↑)
Rs12
(4% ↓)
Rs22
(4% ↑)
0
100
200
300
400
500
600
700
800
900
Yesterday
Today

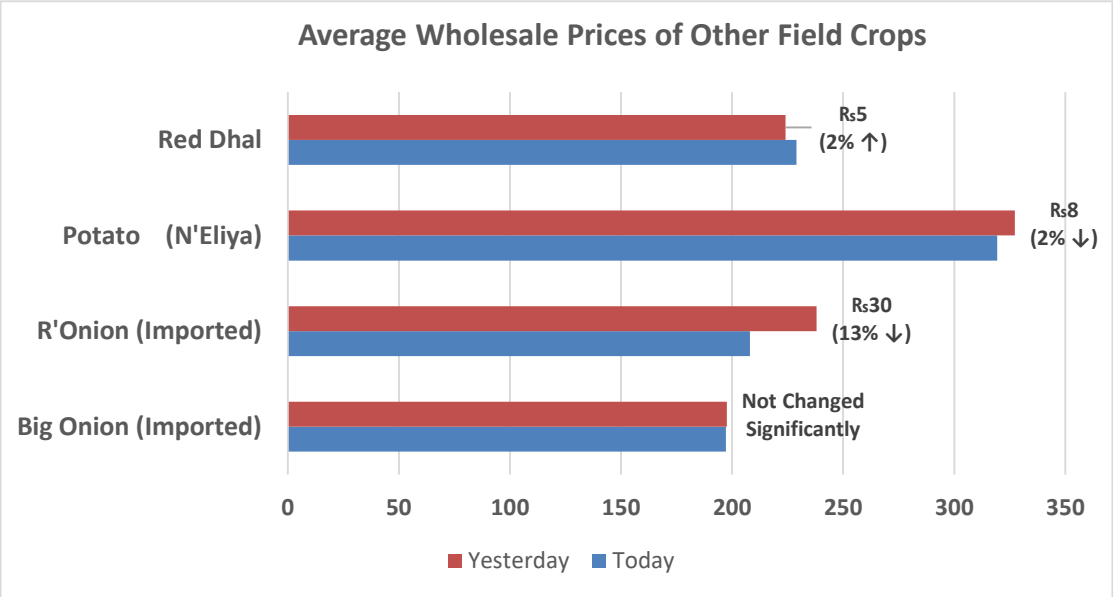
Average Wholesale Prices of Other Field Crops
Red Dhal
Potato (N'Eliya)
R'Onion (Imported)
Big Onion (Imported)
Rs5
(2% ↑)
Rs8
(2% ↓)
Rs30
(13% ↓)
Not Changed
Significantly
0
50
100
150
200
250
300
350
Yesterday
Today

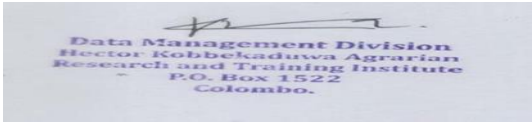
Data Management Division
Hector Kobbekaduwa Agrarian
Research and Training Institute
P.O. Box 1522
Colombo.